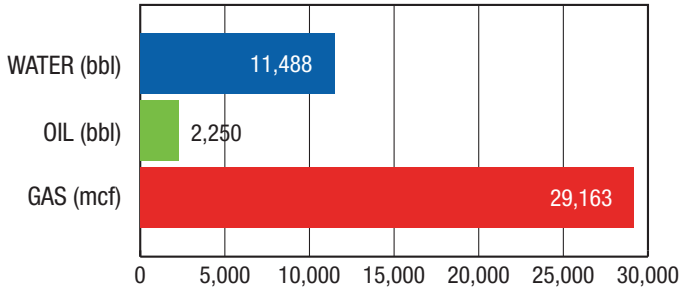
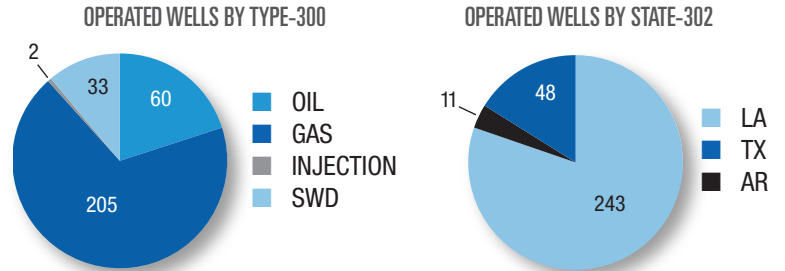


CURRENT OPERATIONS

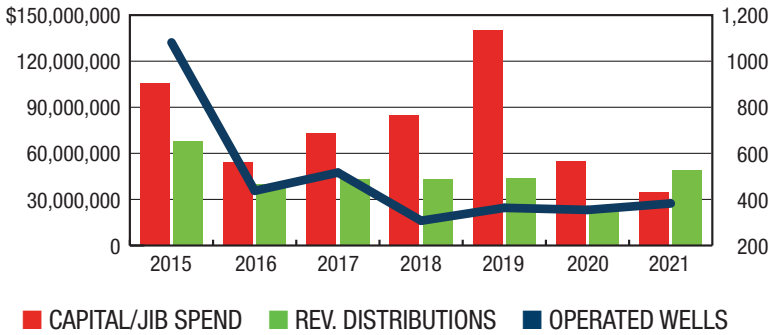
Operated Daily Production



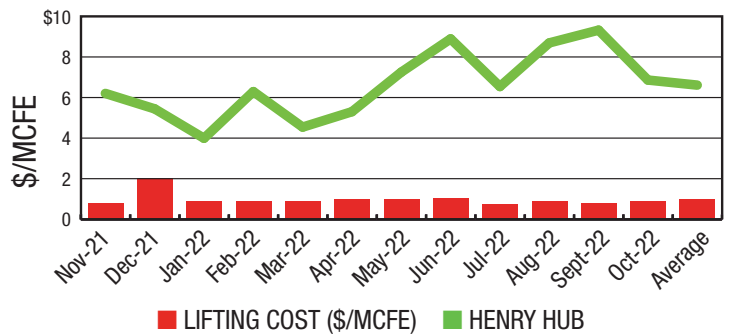
Operated Wells



FINANCIAL ACTIVITY & OPERATED WELL COUNT

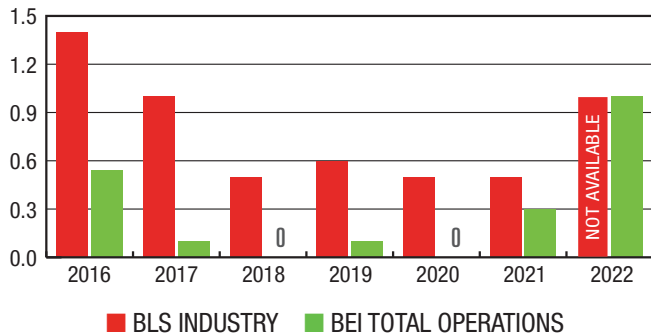


AVERAGE LIFTING COST

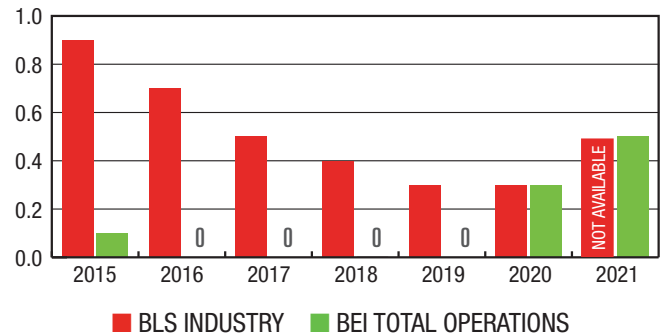


STRONG SAFETY CULTURE AND RECORD: OSHA RECORDABLE AND LTI RATE WELL BELOW INDUSTRY:

Total Recordable Incident Rate



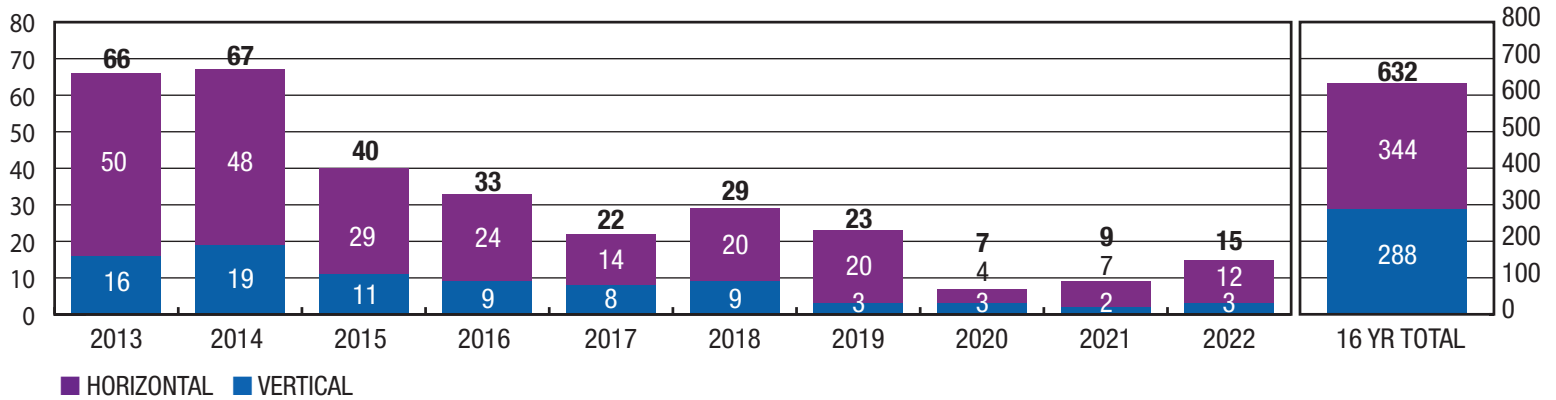
Lost-Time Incident Rate



CORPORATE HEADQUARTERS

401 Edwards Street, Suite 1510 | Shreveport, Louisiana 71101 | (318) 429-2345

10 YEAR DRILLING SNAPSHOT



HORIZONTAL WELLS DRILLED – 258

| | | |
|------|----|-------------------|
| 2012 | 1 | Austin Chalk |
| | 41 | Cotton Valley |
| 2013 | 43 | Cotton Valley |
| | 4 | Eagleford |
| | 2 | Utica |
| | 1 | Woodbine |
| 2014 | 47 | Cotton Valley |
| | 1 | Sub-Clarksville |
| 2015 | 29 | Cotton Valley |
| 2016 | 5 | Cotton Valley |
| | 19 | Haynesville Shale |
| 2017 | 12 | Cotton Valley |
| | 2 | Haynesville Shale |

| | | |
|------|---|-----------------------|
| 2018 | 7 | Cotton Valley |
| | 2 | Grayburg, San Andreas |
| | 6 | Haynesville Shale |
| | 1 | Planulina-Cris R Zone |
| 2019 | 4 | Wolfcamp |
| | 9 | Cotton Valley |
| | 5 | Haynesville Shale |
| | 3 | Saratoga Chalk |
| 2020 | 3 | Wolfcamp |
| | 4 | Cotton Valley |
| 2021 | 4 | Cotton Valley |
| | 2 | Haynesville Shale |
| | 1 | Austin Chalk |
| 2022 | 7 | Cotton Valley |
| | 2 | Haynesville Shale |
| | 2 | Austin Chalk |
| | 1 | Big Sand |

CORPORATE HEADQUARTERS

401 Edwards Street, Suite 1510 | Shreveport, Louisiana 71101 | (318) 429-2345